

{MOUSTACHE
BIKES



MOUSTACHE BUYERS' GUIDE 2026

SMILING MACHINES, DESIGNED TO REPLACE CARS AND INSPIRE FREEDOM

WHY YOU'LL LOVE MOUSTACHE

We have visited manufacturers around the world to find the true leaders in eBikes.

Moustache are one of them: born electric, award-winning, and setting the benchmark for what an eBike should be. Made in France, every Moustache is built with passion, precision, and a belief that riding should make you smile.

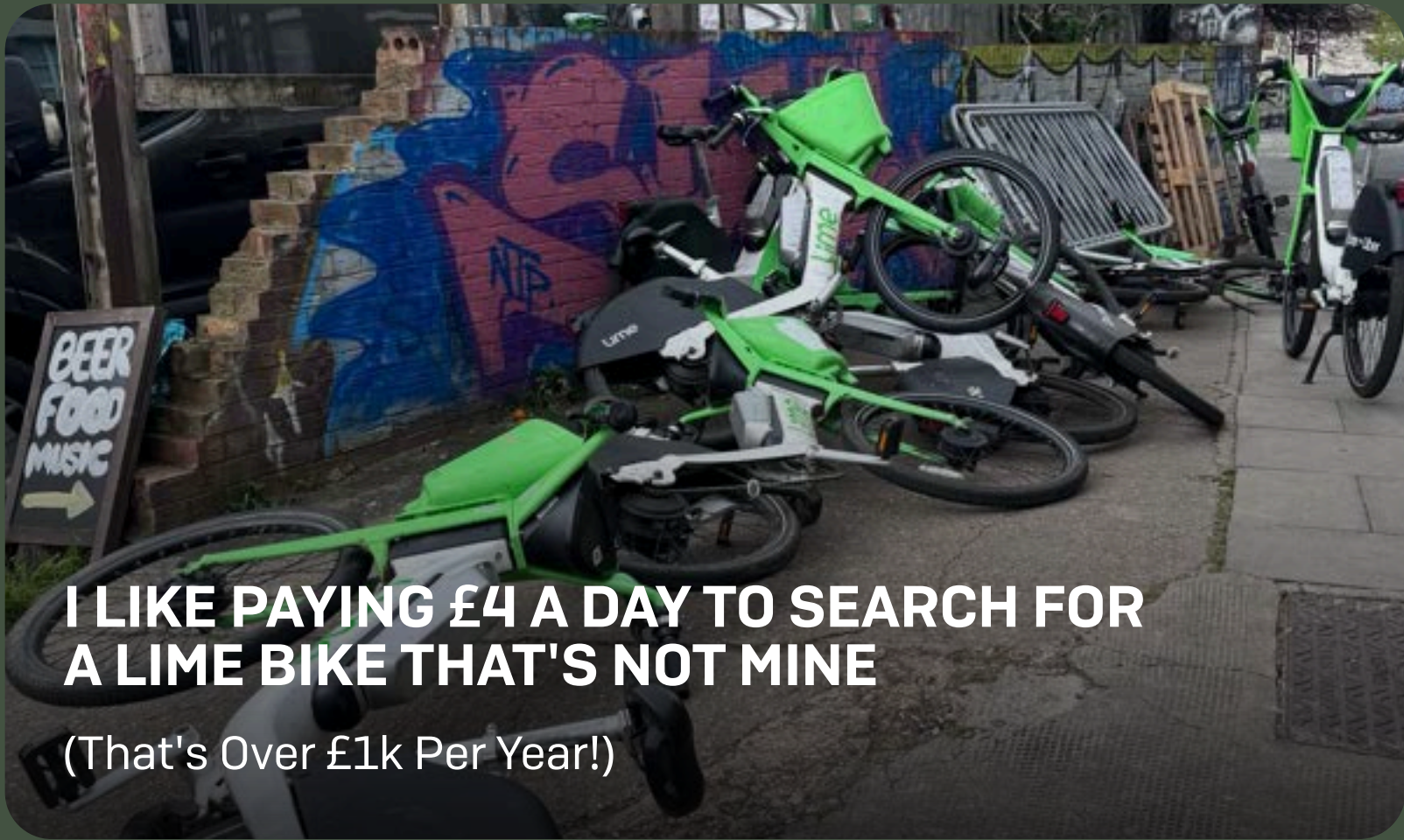
Having worked with Moustache for over 12 years, we've used our experience to handpick the very best of their broad range for this Buyer's Guide.

WE'VE DONE THE HARD WORK - YOU'RE IN THE RIGHT PLACE.



Watch | Moustache Factory Tour →

WHY NOT TO BUY MOUSTACHE



I LIKE PAYING £4 A DAY TO SEARCH FOR
A LIME BIKE THAT'S NOT MINE
(That's Over £1k Per Year!)



I LIKE MY FACE BURIED IN ARM
PITS ON THE TUBE



I LIKE BEING SWEATY IN MY
TIGHT CYCLING SHORTS



I LIKE HIKING IN FLIP FLOPS

FULLY CHARGED REVIEWS



SIMON K | SAMEDI 27 XROAD 1 OPEN

“IF YOU'VE BEEN THINKING ABOUT A CITY E-BIKE, THIS IS THE ONE!”

2 years ago we sold our second car (used little) and I bought a Moustache Samedi from Fully Charged in London. What used to be a 40 min bus ride is now a nippy 15 min on the bike. Even tho it's a uphill journey the power of the Bosch engine means I don't arrive sweaty and breathless, and it feels sturdy as well as comfortable. It's more of an upright postition which is great for visibilty and no back strain. The team (sales and servicing) at Fully Charged have been wonderful. Couldn't recommend the bike and the company enough.



MARK T | SAMEDI 28.1

“BRINGING EUROPEAN LIVING TO LONDON”

Having lived in Amsterdam for 2 years and cycled everywhere, I wanted to keep cycling when we recently moved back to London. The slight problem was London is significantly bigger and a lot more hilly than Amsterdam. The solution? The Moustache Samedi 28.1! I am able to cycle everywhere (to work everyday, to Hackney Marshes for football), and the pedal assist means the longer distances and hills are no problem. The bike is a very smooth ride, very intuitive, and generally a joy to cycle. Thanks to the Fully Charged team for sorting me out!

[Read More Reviews](#) —>

WHAT'S NEW IN 2026?

Moustache's 2026 collection marks one of the most exciting evolutions of the brand in recent years. Alongside refined classics, there are new motors, new families, new colours and new approaches that broaden the choice for every rider.



NEW BOSCH TECHNOLOGY

- | **PERFORMANCE LINE PX** — new motor with up to ~90 Nm torque, compact yet powerful, ideal for urban and crossover riders.
- | **PERFORMANCE LINE CX-R** — Bosch's most powerful motor to date, up to 100 Nm torque, titanium axle, and ceramic bearings, tuned for aggressive eMTB use.
- | **PERFORMANCE LINE SX** — a lightweight motor for sporty eBikes like the Dimanche Urban and Gravel.
- | **FLOW+ BATTERY LOCK** — digital protection that renders a stolen battery unusable.
- | **BOSCH CONNECTMODULE** — GPS tracking and theft alerts integrated into the bike.



NEW BIKE FAMILIES & MODELS

- | **MARDI SERIES** — comfort-first, step-through, optional FS.
- | **REFRESHED LUNDI 27** — bigger batteries, belt drives.
- | **CLUTCH 160.9** — Pinion gearbox + Gates Carbon belt.



A NEW APPROACH

- | **CLEARER CATEGORIES** — Urban: Lundi & Mardi, Versatile: Samedi 28 & Samedi 27 Xroad, SUV: Xroad FS, Cargo: Lundi 20, EMTB: Game, Trail & Wide, Tandem.
- | More step-through options.
- | Automatic shifting on more models.
- | 800 Wh battery options.
- | Comfort & accessibility prioritised.

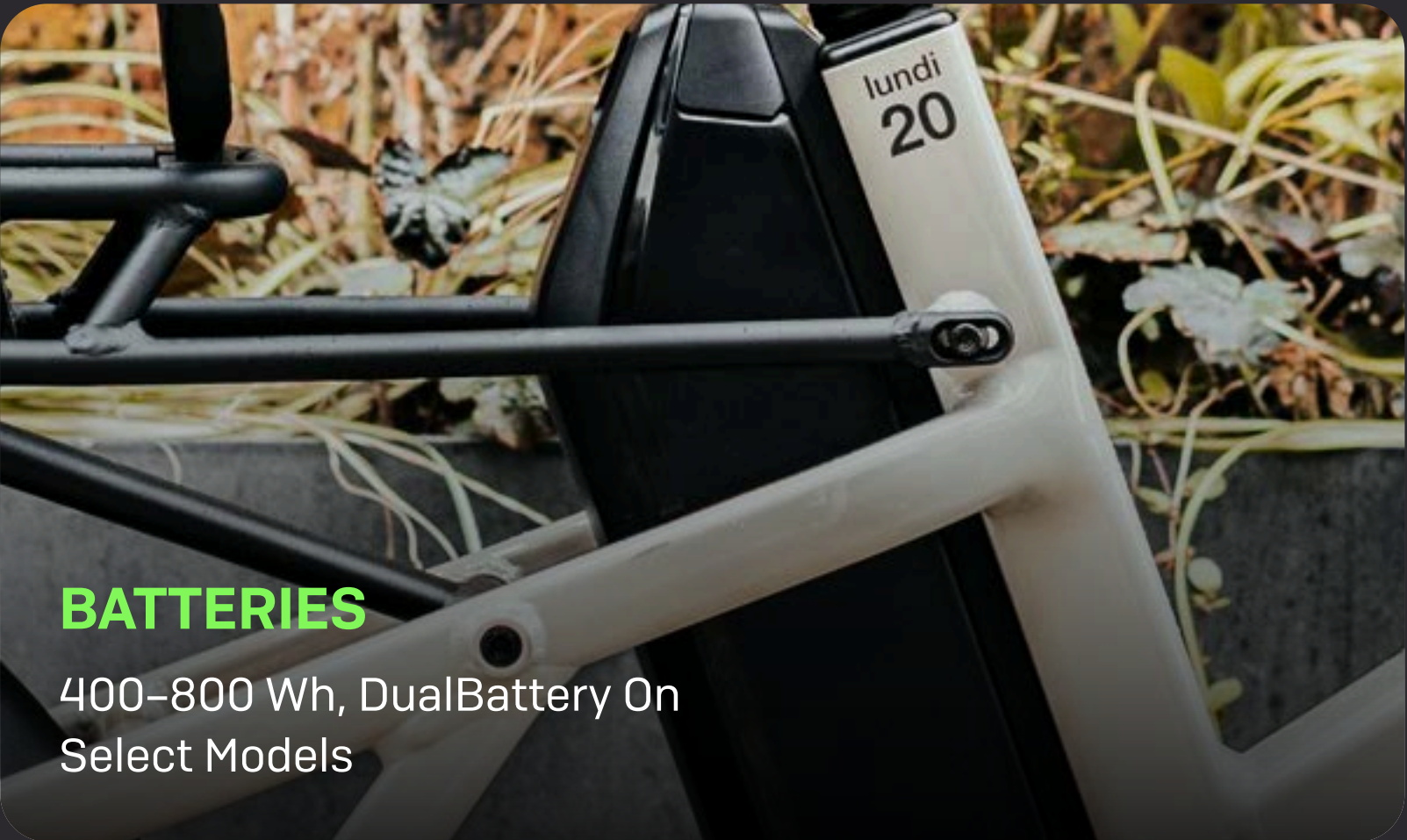
BOSCH EBIKE
TECHNOLOGY
EXPLAINED

Bosch makes the most advanced, reliable eBike systems in the world, and Moustache build around them with purpose. From the lightweight SX motor to the powerful CX and CX-R units, every system delivers smooth, intuitive assistance that adapts to how you ride. Paired with high-capacity batteries, smart security features like the ConnectModule and Flow+ Battery Lock, and a choice of clear, connected displays, Bosch technology ensures every Moustache eBike feels effortless, responsive, and ready for whatever your day demands.



MOTORS

Active Line Plus, Performance Line, PX, CX, CX-R, SX, Cargo Line



BATTERIES

400-800 Wh, DualBattery On Select Models



RANGE

30-100 Miles Depending On Rider/Terrain



DISPLAYS

Purion 200, Intuvia 100, Kiox 300/500, Nyon

[Learn More | From Bosch](#) →

WHAT TO LOOK FOR IN A
**MOUSTACHE
EBIKE**

Moustache call their eBikes ‘smiling machines’ each one designed to bring joy to your ride while offering a genuine alternative to the car. Every rider is different. The right Moustache depends on how and where you ride most, and what matters most to you. Use this guide to start narrowing down your options.

URBAN



LUNDI 27



MARDI 27

CARGO



**LUNDI 20
CARGO**

VERSATILE



SAMEDI 28




**SAMEDI 27
XROAD**



**DIMANCHE
28**

EMTB



GAME



CLUTCH

TANDEM



**SAMEDI 27
X2**

LUNDI 27

THE ICON OF URBAN CYCLING, COMBINING
ELEGANCE AND COMFORT.



CATEGORY | URBAN
LUNDI 27 ES

£2,699.00

THE TIMELESS CITY STEP-THROUGH, MADE ACCESSIBLE

The Lundi 27 ES is Moustache's entry point into urban eBikes, designed for riders who want a stylish, approachable, and comfortable daily companion. With its upright geometry and signature moustache handlebar, it feels stable and safe, making it the perfect choice for flat-city commuting and everyday trips.



INTEGRATED
LIGHTING, GUARDS,
AND REAR RACK

STEP-THROUGH
FRAME FOR EASY
MOUNTING

SHIMANO 10-SPEED
DERAILLEUR

BOSCH ACTIVE LINE
PLUS MOTOR (50 NM)

CATEGORY | URBAN
LUNDI 27.6

£3,999.00

**PREMIUM CITY CHOICE — SMOOTH,
SILENT, AND LOW-MAINTENANCE**

The Lundi 27.6 takes the same iconic design and elevates it with belt drive and continuous hub gearing, for a silent, mess-free ride. A larger 625 Wh battery means more range, making it the ultimate car replacement for urban riders.



OPTIONAL
AUTOMATIQ
SHIFTING

UPRIGHT COMFORT WITH
INTEGRATED MOUSTACHE
HANDLEBAR

625 WH BATTERY RANGE
OF 40-80 MILES

ENVIOLO CVT HUB +
GATES CARBON BELT

BOSCH PERFORMANCE
LINE MOTOR (75 NM)

MARDI 27

THE URBAN BIKE THAT MAKES YOUR
DAILY LIFE EASIER.



CATEGORY | URBAN
MARDI 27.4

£3,599.00

**UPRIGHT, VERSATILE CITY
ALL-ROUNDER**

The Mardi range offers approachable, upright bikes perfect for city riders who want comfort with a little more versatility.



[Watch | Mardi Review](#) →

A side-profile view of a black Moustache Mardi 27.4 eBike. The bike features a step-through frame, a large battery on the down tube, fenders, and a rear rack. Callout lines point to various features: 'STEP-THROUGH "OPEN" FRAME' points to the frame, '600 WH BATTERY' points to the battery, 'BETTER SUITED FOR HILLY CITIES AND LONGER DISTANCES' points to the front end, 'SHIMANO 10-SPEED GEARING' points to the rear wheel, and 'BOSCH PERFORMANCE LINE PX MOTOR (90 NM)' points to the motor area.

STEP-THROUGH
"OPEN" FRAME

600 WH
BATTERY

BETTER SUITED FOR
HILLY CITIES AND
LONGER DISTANCES

SHIMANO 10-SPEED
GEARING

BOSCH PERFORMANCE LINE
PX MOTOR (90 NM)

CATEGORY | URBAN
MARDI 27.2 FS

£3,699.00

FULL-SUSPENSION COMFORT FOR EVERY ROAD AND EVERY RIDER

Everyday comfort with suspension front and rear for longer or rougher rides.



CATEGORY | URBAN
MARDI 27.6 FS

£4,999.00

**THE EFFORTLESS, AUTOMATIC WAY
TO RIDE IN COMFORT AND STYLE**

The top model in the Mardi range — silent, smooth, and fully automatic for ultimate ease of use.



DIMANCHE 28

MOVE MILESTONES.



CATEGORY | VERSATILE

DIMANCHE 28.2

£2,499.00

SPORTY CITY BIKES FOR FITNESS-
FOCUSED RIDERS

The Dimanche 28 Urban is a lightweight eBike that blends sporty geometry with everyday practicality. Ideal for commuters who want a faster, more dynamic ride, and available in both standard and open (step-through) frames.



SAMEDI 28

THE SAMEDI 28 IS A BIKE TO MAKE THE MOST OF THE WEEKEND... AND THE REST OF THE WEEK!



CATEGORY | VERSATILE
SAMEDI 28 ES

£2,299.00

**ELEGANT TREKKING BIKES FOR
LEISURE AND DISTANCE**

The Samedi 28 ES range is designed for leisure riders who value comfort and practicality. Upright geometry, suspension, and accessories make them ideal for countryside rides or long tours.



CATEGORY | VERSATILE
SAMEDI 28.4

£2,699.00

**EVERYDAY COMFORT MEETS
LONG-RANGE VERSATILITY**

A perfectly balanced mix of comfort, range, and practicality. Step-through option available.



500 WH
BATTERY
(625 WH
UPGRADE
AVAILABLE)

SUSPENSION FORK AND
COMFORT TYRES

SHIMANO 10-SPEED
DRIVETRAIN

BOSCH PERFORMANCE LINE
MOTOR (75 NM)

SAMEDI 27 XROAD

XROAD: ONE FOR ALL, ALL FOR COMFORT!



CATEGORY | VERSATILE

SAMEDI 27 XROAD ES

£2,499.00

THE ENTRY-LEVEL CROSSOVER EBIKE

The Xroad ES is Moustache’s most affordable Allroad option, designed to handle both city streets and countryside tracks. Available in both open and closed frames.



[Watch | XRoad Review](#) →



[Want To Test Ride? | Book Today](#) →

CATEGORY | VERSATILE

SAMEDI 27 XROAD 4

£3,399.00

THE SWEET SPOT IN THE XROAD FAMILY

A versatile trekking and commuting bike with extra power and a bigger battery, the Xroad 4 Open is ideal for riders who split time between daily commutes and weekend rides.



[Watch | XRoad Review](#) →



[Want To Test Ride? | Book Today](#) →

CATEGORY | VERSATILE

SAMEDI 27 XROAD FS 2

£3,499.00

FULL-SUSPENSION COMFORT FOR
EVERY ROAD AND EVERY RIDER

Full-suspension comfort in a low-maintenance setup, designed for smooth, relaxed riding.



540 WH
BATTERY

NEXUS 5 HUB
GEARING

MAGIC GRIP REAR SHOCK
AND SUSPENSION FORK

BOSCH PERFORMANCE LINE
MOTOR (75 NM)

CATEGORY | VERSATILE

SAMEDI 27 XROAD FS 6

£4,499.00

SUV COMFORT AND POWER FOR
ALL TERRAINS

The Xroad FS 6 is the top of the crossover range, combining full-suspension comfort with Bosch's powerful CX motor. A true all-rounder for commuting, trekking, and off-road.



FULL SUSPENSION
(120 MM FRONT, 115
MM REAR)

600 WH
BATTERY

KIOX 500 DISPLAY WITH
SMART FEATURES

SHIMANO 11-SPEED
DRIVETRAIN

BOSCH ACTIVE LINE
PLUS MOTOR (100 NM)

LUNDI 20 OPEN

LUNDI 20 CARGO FOR (EXTRA)ORDINARY EVERYDAY ADVENTURES!



CATEGORY | CARGO

LUNDI 20 CARGO OPEN

FROM £4,599.00

COMPACT, CAPABLE, AND MADE
FOR THE MODERN FAMILY

The Moustache Lundi 20 Open is a compact long tail bike that can easily stand in for a family car, carrying children, shopping or deliveries with steady handling. Its low step through adds everyday ease, while the latest generation introduces a sturdier stand and a lockable front wheel. Available in two setups, the **CARGO 3** and **CARGO 5**.



Watch | Lundi Cargo Review →





EMTB BIKES

MAXIMUM FUN, MINIMAL MAINTENANCE!

CATEGORY | EMTB

CLUTCH 160.8

£7,999.00

HIGH-PERFORMANCE EMTB
WITH PINION GEARBOX

The Moustache Clutch 160.8 is built for riders who want to tear up the trails and leave the cleaning brushes at home. With the same 85Nm Pinion MGU motor and 12-speed gearbox as the top-end 160.9, it delivers incredible control, simplified maintenance, and a completely new way to experience big-mountain eMTB riding - at a lower price.



[Watch | Clutch Review](#) →



[Want To Test Ride? | Book Today](#) →

CATEGORY | EMTB

CLUTCH 160.9

£8,899.00

HIGH-PERFORMANCE EMTB
WITH PINION GEARBOX

The Clutch 160.9 is Moustache’s most advanced eMTB, built for serious riders tackling enduro trails and alpine terrain. Minimal maintenance thanks to its belt drive and gearbox.



[Watch | Clutch Review](#) →



[Want To Test Ride? | Book Today](#) →

CATEGORY | EMTB
GAME 150.8

£6,399.00

**AGILE, BALANCED, AND BUILT
FOR SERIOUS TRAIL RIDERS**

Balanced geometry for aggressive trail
performance and control.



Watch | Game Test Ride →

625 WH BATTERY

150 MM TRAVEL SUSPENSION (FRONT AND REAR)

SHIMANO XT 12-SPEED DRIVETRAIN

BOSCH PERFORMANCE LINE CX SMART SYSTEM (85 NM)

Want To Test Ride? | Book Today →

CATEGORY | EMTB
GAME 160.9

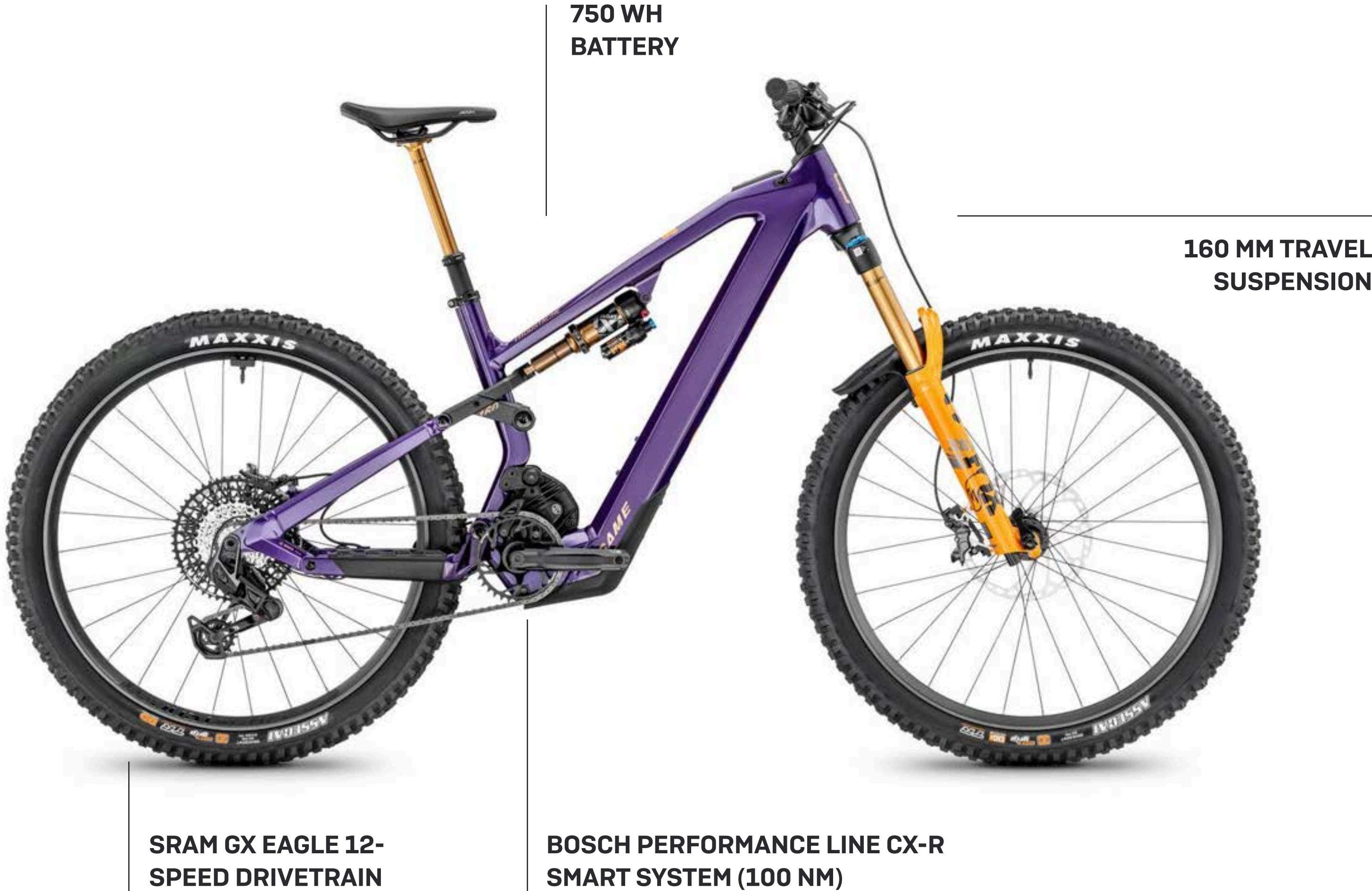
£8,099.00

**RACE-READY POWER AND PRECISION
FOR THE TOUGHEST TERRAIN**

Flagship enduro model with race-level suspension and the most powerful Bosch motor available.



Watch | Game Test Ride →



Want To Test Ride? | Book Today →

TANDEM

2X MORE FUN!



CATEGORY | TANDEM

SAMEDI 27 X2

£7,399.00

**TWO RIDERS, ONE ADVENTURE —
BUILT FOR DISTANCE AND DISCOVERY**

A true long-distance tandem eBike —
comfort, range, and reliability built for two.



DUAL 545 WH BATTERIES
(1,090 WH TOTAL)

SHIMANO CUES 10-
SPEED DRIVETRAIN

BOSCH PERFORMANCE
LINE CX MOTOR (85 NM)

EXTENDED WHEELBASE AND
REINFORCED FRAME

CLEVER WAYS TO BUY



OWNING A MOUSTACHE EBIKE IS MORE ACCESSIBLE THAN YOU MIGHT THINK. AT FULLY CHARGED WE OFFER FLEXIBLE WAYS TO PURCHASE, SO YOU CAN SPREAD THE COST AND MAKE THE MOST OF AVAILABLE SCHEMES.

Ask our team about the best option for you, we'll help you make your eBike purchase as smart as the ride itself.

CYCLE TO WORK SCHEMES

Save up to 47% on the cost of your eBike through your employer. We accept all major providers including Cyclescheme, Green Commute Initiative, Halfords, and more.

BUSINESS LEASING & FLEET

For businesses and organisations, we offer tailored leasing and fleet packages, helping companies save money and cut emissions.

0% FINANCE OPTIONS

Spread the cost with Klarna and V12 Retail Finance. Choose from flexible plans — from 6 months to 36 months — to suit your budget.

BUSINESS OWNER?

If you're a limited company owner you can purchase through your business and save up to 40% - Get 20% VAT back + offset corporation tax. 100% tax deductible as a diminishing asset. Just as you would office equipment etc.

PART EXCHANGE

Looking to upgrade? Trade in your existing eBike and put its value towards a brand new Moustache.

SECURITY & PROTECTION

WHEN CUSTOMERS ASK ABOUT EBIKE SECURITY, WE KNOW IT'S A PRIORITY. AT FULLY CHARGED WE TAKE IT SERIOUSLY — AND WE HAVE THE EXPERTISE, EQUIPMENT, AND PRODUCTS TO SECURE YOUR INVESTMENT PROPERLY.

At Fully Charged, you're not just buying an eBike — you're buying the reassurance that it will stay safe.

DIAMOND CERTIFIED LOCK

Security starts with a serious lock. We only recommend Diamond-rated options that meet insurance standards and have been tested in real-world conditions by our team. The right lock is the simplest, most effective way to protect your investment.

GPS TRACKING & ALARM

Bosch ConnectModule adds built-in motion detection, GPS tracking, and a loud alarm to help deter theft and recover your bike if the worst happens. We can install and activate it for you, so your eBike is protected from day one.

INSURANCE

Protect your eBike with specialist cover designed for electric bikes. We partner with LAKA to offer flexible, comprehensive insurance with fast claims and no annual contracts — giving you complete peace of mind every time you ride.

LAKA

EXPERTISE YOU CAN TRUST

Our team has spent years testing, servicing, and riding the world's best eBikes. Whether you need advice, accessories, or aftercare, we're here with honest guidance and the technical experience to keep you moving confidently.

MEET THE EXPERT MATCHMAKERS

We asked the team which Moustache bike is their favourite:



BEN
FOUNDER
Dimanche Urban



DAN
HEAD OF OPERATIONS
XRoad FS



MAX
SALES TEAM
Dimanche 28 Urban



RICH
SALES TEAM
Game 150



BORI
SALES TEAM
Mardi 27.6



YURI
SALES TEAM
Samedi 27 XRoad FS6

VISIT ONE OF
OUR STORES

With locations across the UK, Fully Charged brings expert advice, test rides, and long-term service within reach. From our flagship showroom and service centre in London Bridge to our regional hubs, every store offers the same premium experience — specialist guidance, curated bikes, and trusted aftercare.

FULLY CHARGED LONDON SERVICE CENTRE

892-894 Holyrood Street, London, SE1 2EL
techsupport@fullycharged.com
0207 111 0977
///Hike.Glued.Issue

(OUR FLAGSHIP STORE)



FULLY CHARGED GUILDFORD

Unit 1, 75-58 Woodbridge Road,
Guildford, GU1 4QH
guildford@fullycharged.com
01483 808765
///Lives.Mouth. Repay

CHAT WITH CHRIS



FULLY CHARGED SILVERSTONE

2225 Silverstone Park, Towcester,
NN12 8GX
silverstone@fullycharged.com
07377 153599
///harvest.cleanest.swordfish

CHAT WITH TRISTAN



FULLY CHARGED NEW FOREST

Rossley Close, Highcliffe, Christchurch,
BH23 4RR
newforest@fullycharged.com
07450233500
///Trackers. Legend. Breath

CHAT WITH STEVE



FULLY CHARGED CORNWALL

Unit 1, Topfoto Building Barras Place,
Liskeard, PL14 6AY
cornwall@fullycharged.com
01579 558879
///Iron.Snail.Boardroom

CHAT WITH ADAM



FULLY CHARGED BRIGHTON

Unit 16, Brighton Marina Village,
East Sussex, BN2 5WA
brighton@fullycharged.com
01273 693636

COMING SOON

FOLLOW US ON YOUTUBE

Join us for the latest eBike reviews, how to's, buyers guides, and deep dives into the most exciting innovations in this rapidly growing market.



Watch Video →



Watch Video →



Watch Video →



Watch Video →



Watch Video →



Watch Video →

Discover Channel →

THANK YOU



WE HOPE YOU'VE ENJOYED THIS INTRODUCTION TO MOUSTACHE'S 2026 LINE-UP. FOR US AT FULLY CHARGED, THESE AREN'T JUST BIKES — THEY'RE A WAY OF LIFE.

Moustache bikes give you the freedom to replace car journeys, explore further, and rediscover the joy of cycling.

As the UK's largest Moustache dealer, we'll guide you from your first test ride to years of supported ownership.

See you soon,

Ben & The Fully Charged Team

[Book Your Test Ride Today →](#)